

IO3 VAMOS TRAINING COURSE

Expert in migrants' labour and social inclusion



2019-1-ES01-KA202-065450

Co-funded by the
Erasmus+ Programme
of the European Union



INDEX

Unit 1 – Key Concepts

Unit 2 – International Context of Migrations & EU Context

Unit 3 – EU Policy

Unit 4 – National Context

Unit 5 – Law & Legislation

Unit 6 – Migration Systems

Unit 7 – Regulation Process

MODULE 2
Migration
Context &
Legislation



UNIT 4 – National Context

BY the end of this Unit you should

01

Knowing the and understanding the consequences of the migration process

02

Knowing the Percentage of migrant population & origin

03

Knowing the Legal and Illegal process of migrant people

04

Knowing about their employment sector

UNIT 4
GOALS

SPAIN: EVOLUTION OF THE MIGRATION

UNTIL 1980: Spain was mostly a country of origin. During Franco's dictatorship, many people migrated to other European countries.

- **In the 80': with the end of the dictatorship (1975) and after the adherence of SPAIN to EEC Treaty in 1986, Spain will start to be a migration hosting country.**
- **2000-2005: migration population had multiplied by 5 (arriving to 3 millions)**
- **2010-2015: small recess due to the crisis**
- **2015-2021: increase again only during 2020 due to the borders closure (COVID19), there had been a small break**

SPAIN_CONTEXT

WHY PEOPLE MIGRATES TO SPAIN?

- Proximity with the Maghrib
- Hispanic language & cultural identity with Latin America
- Clime: Spain has a warm clime which invites to come to live there instead of colder and northern countries



SPAIN_actuality facts

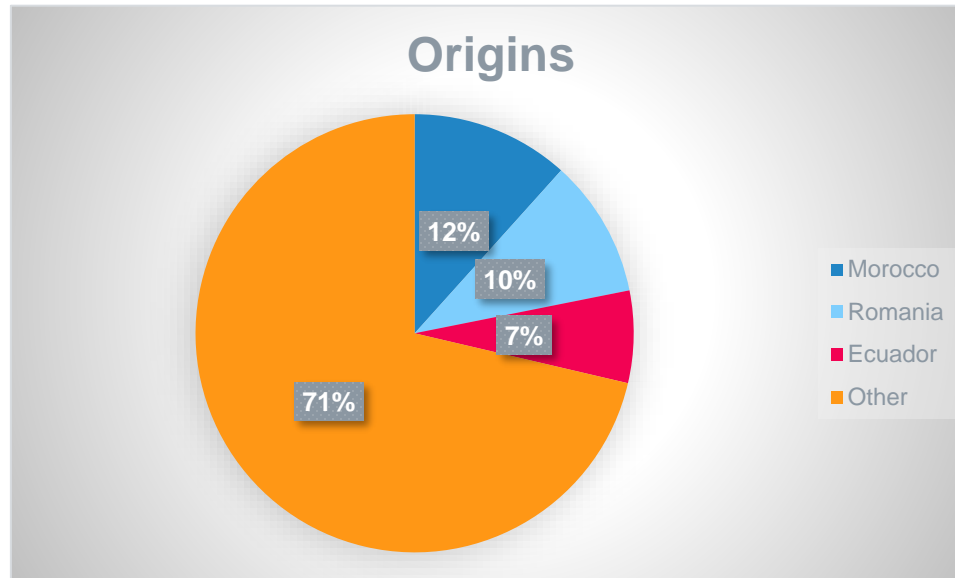
Around 6 millions of migrant people

12,5% of the actual population (In 1990 2,46%)

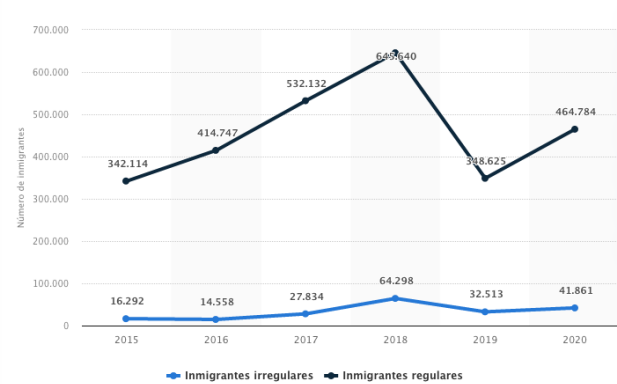
52,26% of women



SPAIN_Origins of migrant people



SPAIN_Regular and irregular migration



PERIOD 2015-2020

- Regular migration (black line) had increased irregularly during the last period, being 2018 the year of highest numbers of migrants arrival
- Irregular migration (blue line) is a most stable phenomenon

SPAIN_MIGRATION & EMPLOYMENT

Sectors of employment:

- ❖ **Construction industry**
 - ❖ **Agriculture and livestock industry**
 - ❖ **Catering subsector (servers, kitchen, storekeeper...)**
 - ❖ **Technical professions (carpenters, plumbers, welders..)**
 - ❖ **Small commerce (minimarkets)**
 - ❖ **Domestic service and care sector (mostly women)**
-
- ✓ **Many undeclared work**
 - ✓ **Bad work conditions: exploitation of human beings (strawberries fields in Huelva o crops fields in Almeria)**

UK: EVOLUTION OF MIGRATION

Since 1945, immigration to the United Kingdom under British nationality law has been significant, in particular from the Republic of Ireland and from the former British Empire, especially India, Bangladesh, Pakistan, the Caribbean, South Africa, Nigeria, Ghana, Kenya, and Hong Kong.

Since 1992-1993, when the EU was created (Treaty of Maastricht), immigrants have come from member states of the European Union, exercising one of the European Union's Four Freedoms.

In 2021, since the [Brexit](#) came into effect, previous EU citizenship's right to move and reside in the EU on a permanent basis does not apply anymore. A smaller number have come as asylum seekers (not included in the definition of immigration) seeking protection as refugees under the United Nations 1951 Refugee Convention.

UK_CONTEXT

WHY PEOPLE MIGRATE TO THE UK?

- Language
- History of migration makes family reunification common
- Work and study make up 71% of long-term migration to the UK (2018)



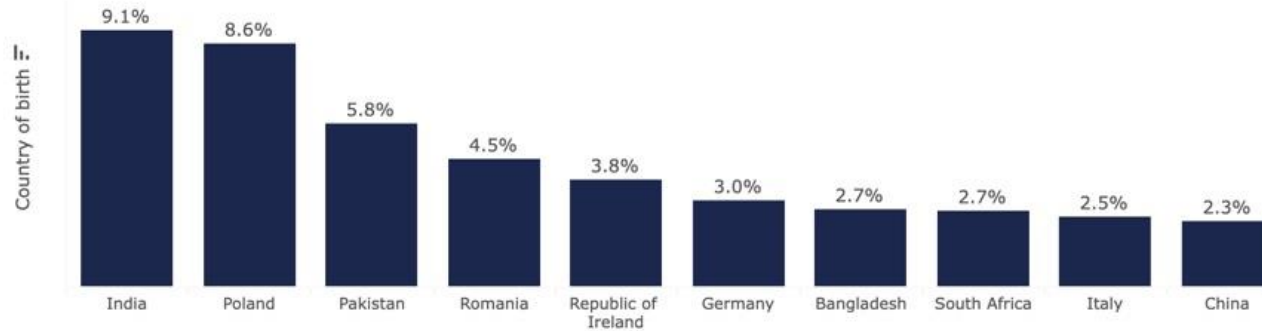
UK facts

- The non-UK-born population in 2020 was 9.5 million.
- Of these, 3.5 million (37%) were born in the EU.
- The non-British population was 6.1 million; of these, 3.5 million (**58%**) held EU nationality.



UK - Origins of migrant people

Top ten countries of birth and nationality among migrants in the UK, 2019



UK - Regular and irregular migration

Recorded attempts to enter the UK irregularly, by selected methods of entry [Note 1, 2, 3]				
Method of entry	2018	2019	2020	2021
Small boat arrivals	299	1,843	8,466	28,526
Inadequately documented air arrival	4,769	5,237	2,328	2,563
Recorded detections in the UK	7,257	8,239	5,465	5,038
Recorded detections at UK ports	1,052	962	841	665
Regular migration	538,000	592,000	268,000	Not available

Irregular/ 'illegal' migration has increased rapidly year on year since 2018.

Regular migration has dropped considerably in the last year due to covid and Brexit.

UK - MIGRATION & EMPLOYMENT

Sectors of employment:

- ❖ Construction industry
 - ❖ Agriculture and livestock industry
 - ❖ Catering subsector (servers, kitchen, storekeeper...)
 - ❖ Technical professions (carpenters, plumbers, welders..)
 - ❖ Small commerce (minimarkets)
 - ❖ Domestic service and care sector (mostly women)
-
- ✓ Many undeclared work
 - ✓ Bad work conditions: exploitation of human beings (nail salons, car washes, fruit picking, food delivery jobs)

ITALY: EVOLUTION OF THE MIGRATION

UNTIL 1970 Italy was a country from which people emigrated to the Americas and to Europe. Since the 1970s migration to America has stopped and migration to Germany has continued. Still today many Italians emigrate, but they are skilled workers.

Since the eighties, Italy has started a new development and the first arrivals of foreigners began, mainly from North Africa.

Since the 1990s immigration to Italy has increased from Africa, South America and Europe (Albania and the Balkans), and since 2000 there has been an increase in the arrival of Asians and an increase in the number of Chinese: Milan is the seventh Chinese Town in Europe.

ITALY_CONTEXT

WHY PEOPLE MIGRATES TO ITALY?

- Italy is at the centre of the Mediterranean and therefore at the centre of migrant routes, primarily from Africa (Libya).
- Italy has always had close relations with the Balkans, countries historically under Venetian influence. In particular Albania, which has had settlements in Italy since the 16th century.
- Italy on a social level has opened many migratory flows as it has a democratic decline since 20 years.

Italy_actuality facts






About 5 million migrants:

according to ISTAT data on the national demographic balance, on 31 December 2020, there were 5,171,894 foreign citizens resident in Italy, equal to 8.45% of the population. 51% are men while 49% are women.



Italy_Origins of migrant people:

Romania, Albania, Morocco, China and Ukraine are the five prevailing nationalities of origin and make up about 50% of the foreigners present.

stranieri residenti al 1° gennaio						
Paese	2005 ^[8]	2010 ^[27]	2015 ^[28]	2019 ^[19]	2020 ^[29]	2021 ^[30]
 Romania	248 849	887 763	1 131 839	1 143 859	1 145 718	1 076 412
 Albania	316 659	466 684	490 483	423 212	421 591	433 171
 Marocco	294 945	431 529	449 058	406 112	414 249	428 947
 Cina	111 712	188 352	265 820	283 430	288 923	330 495
 Ucraina	93 441	174 129	226 060	227 867	228 560	235 953

Italy_Regular and irregular migration

PERIOD 2013-2022

- In addition to the 5,000,000 foreigners in Italy, there are between 500,000 and 1,000,000 undocumented foreigners: it is difficult to count them: according to Eurostat (2017) they are about 1,000,000, while according to other internal calculations (Istat) they are about 600,000. Irregular migration (blue line) is a most stable phenomenon
- Since 2013, both regular and irregular foreigners have been on the rise and 'naturalised' foreigners are also on the rise.

Italy_MIGRATION & EMPLOYMENT

Sectors of employment:

According to the Government's 2020 research on Foreigners and Work, the sectors that employ the most foreigners in Italy are:

- ❖ Other personal services such as personal care or assistance (642 thousand), --Industry (466 thousand),
- ❖ Hotels and restaurants (263,000),
- ❖ Trade (260,000)
- ❖ Construction (235 thousand).
- ❖ Transport and storage (160 thousand)
- ❖ Agriculture (150 thousand)

GREECE: EVOLUTION OF THE MIGRATION

- **80's: becomes a country of reception of refugees as well as illegal immigrants.**
- **90's: large influx of migrants to the country from the Balkans and former USSR**
- **2010: National Action Plan for Asylum and Management of Migration Flows**
- **2011: creation of an independent Asylum Service as well as a system of reception and verification of the "profile" and the needs of those who enter Greece without the legal formalities, including persons wishing to seek asylum**
- **2015: dramatically increased refugee arrivals due to Syrian war**

GREECE_CONTEXT

WHY PEOPLE MIGRATES TO GREECE?

- Economic & political reasons
- Geographic location
- Mild weather



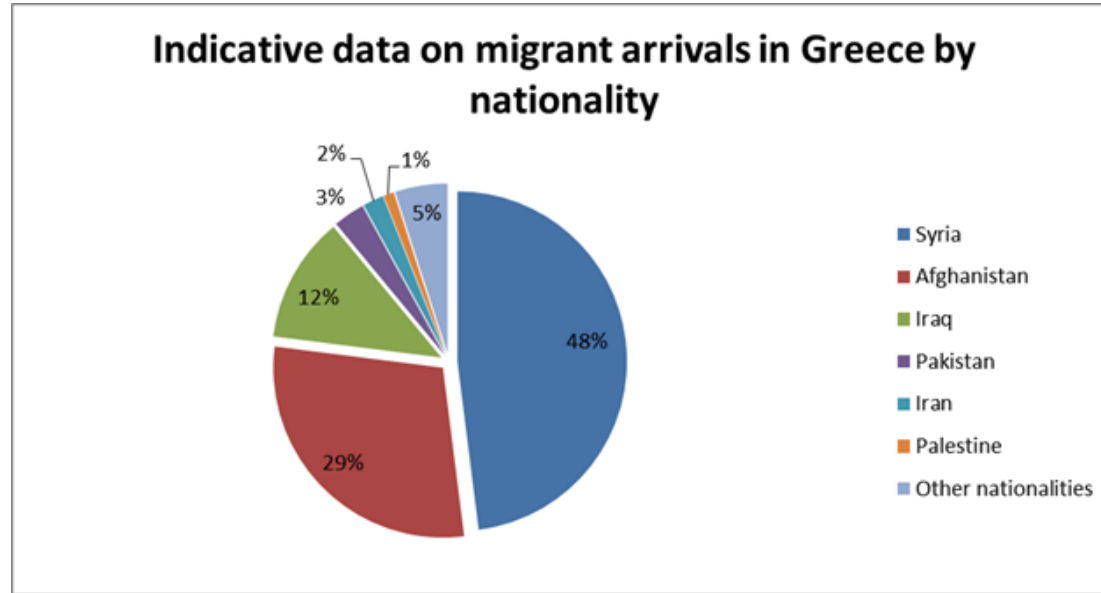
GREECE_actuality facts

9% of the total resident population

Greek authorities believe that 90% of illegal immigrants in the EU enter through Greece.



GREECE_Origins of migrant people



GREECE_MIGRATION & EMPLOYMENT

Sectors of employment:

- ❖ Construction industry
- ❖ Agriculture and livestock industry
- ❖ Catering subsector (servers, kitchen, storekeeper...)
- ❖ Technical professions (carpenters, plumbers, welders..)
- ❖ Domestic service and care sector (mostly women)



BIBLIOGRAPHY

SPAIN

https://www.ine.es/dyngs/INEbase/en/operacion.htm?c=Estadistica_C&cid=1254736177000&menu=ultiDatos&idp=1254735573002

<https://datosmacro.expansion.com/demografia/migracion/inmigracion/espana>

<https://www.statista.com/topics/7226/immigration-in-spain/#dossierKeyfigures>

<https://www.britannica.com/place/Spain/Migration>

UK

<https://www.gov.uk/government/statistics/immigration-statistics-year-ending-december-2021>

<https://migrationobservatory.ox.ac.uk/resources/briefings/irregular-migration-in-the-uk/>

<https://www.ons.gov.uk/peoplepopulationandcommunity/populationandmigration/internationalmigration/bulletins/longterminternationalmigrationprovisional/yearendingdecember2020#uk-migration-data>

BIBLIOGRAPHY

ITALY

https://it.wikipedia.org/wiki/Immigrazione_in_Italia#:~:text=Secondo%20i%20dati%20Istat%20relativi,0%2C87%25%2C%20pari%20a

<https://www.istat.it/it/archivio/stranieri>

https://www.redattosociale.it/page/banche_dati

https://www.europarl.europa.eu/ftu/pdf/it/FTU_4.2.2.pdf

<https://www.lavoro.gov.it/documenti-e-norme/studi-e-statistiche/Documents/Decimo%20Rapporto%20Annuale%20-%20Gli%20stranieri%20nel%20mercato%20del%20lavoro%20in%20Italia%202020/Sintesi-X-Rapporto-Annuale-stranieri-nel-mercato-del-lavoro.pdf>

GREECE

<https://migration.gov.gr/en/>

https://ec.europa.eu/migrant-integration/library-document/migration-greece-people-policies-and-practices_en

https://en.wikipedia.org/wiki/Immigration_to_Greece#:~:text=The%20large%20majority%20of%20immigrants,%2C%20industrial%20manufacturing%2C%20and%20agriculture.

Thanks!

